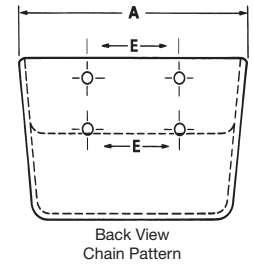
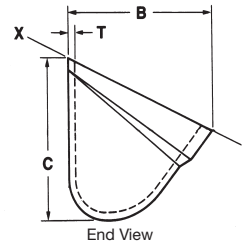
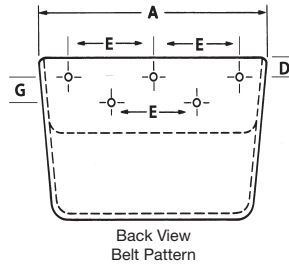


DUCTILE IRON ELEVATOR BUCKETS



STYLE AA BUCKETS

SIZE (Nominal) Millimeter	SIZE (Nominal) Inches	Dimensions-Actual (Inches) Tolerance A, B & C $\pm 1/4"$ T $\pm 1/32"$				Hole Drilling-Standard (Inches) Holes Drilled 1/32" Oversize					Capacity ① Tolerance $\pm 3\%$				Approx. Weight (Pounds)
		Length A	Proj. B	Depth C	Thick- ness T	Center to Center E	Number Of Holes	Bolt Diameter	Distance Down D	Between Rows G	Gross X-X		Usable		
											Cu. In.	Cu. Ft.	Cu. In.	Cu. Ft.	
120-70	4 X 2-3/4	4	2-15/16	3	5/32	2-5/16	2	1/4	3/4	--	15.3	.009	11.5	.007	1.5
140-90	5 X 3-1/2	5	3-11/16	3-3/4	11/64	3-3/16	2	1/4	3/4, 1	--	30.2	.017	22.6	.013	2.4
160-120	6 X 4	6	4-3/16	4-1/4	3/16	4-3/8	2	1/4	1	--	50.5	.029	37.9	.022	3.3
180-120	7 X 4-1/2	7	4-11/16	4-3/4	3/16	2-1/2	3	1/4	1	--	77.8	.045	58.4	.034	5.1
200-140	8 X 5	8	5-1/4	5-1/2	3/16	3	5	*1/4	7/8	1	105.0	.061	78.8	.046	6.3
300-140	12 X 5	12	5-1/4	5-1/2	13/64	4-1/2	5	▲5/16	7/8	1	166.9	.096	125.2	.072	8.7
370-140	15 X 5	15	5-1/4	5-1/2	7/32	4	7	5/16	7/8	1	209.9	.122	157.4	.092	11.6
480-140	19 X 5	19	5-1/4	5-1/2	7/32	4	9	5/16	7/8	1	276.4	.160	207.3	.120	15.3
230-160	9 X 6	9	6-1/4	6-1/4	13/64	3	5	*1/4	7/8	1	159.9	.093	119.9	.070	8.9
260-160	10 X 6	10	6-1/4	6-1/4	13/64	3-1/2	5	*1/4	7/8	1	198.5	.115	148.9	.086	10.6
280-160	11 X 6	11	6-1/4	6-1/4	7/32	4	5	*1/4	7/8	1	221.8	.128	166.4	.096	10.9
300-160	12 X 6	12	6-1/4	6-1/4	7/32	4-1/2	5	▲5/16	7/8	1	233.1	.135	174.8	.101	11.3
300-180	12 X 7	12	7-5/16	7-1/4	1/4	4-1/2	5	▲5/16	7/8	1	319.6	.185	239.7	.139	13.8
◆ 300-180	12 X 7 HD	12	7-5/16	7-1/4	5/16	4-1/2	5	▲5/16	7/8	1	319.6	.185	239.7	.139	16.5
350-180	14 X 7	14	7-5/16	7-1/4	1/4	4	7	5/16	7/8	1	385.4	.223	289.1	.167	18.1
370-180	15 X 7	15	7-5/16	7-1/4	1/4	4	7	5/16	7/8	1	401.5	.232	301.1	.174	19.2
400-180	16 X 7	16	7-5/16	7-1/4	1/4	4-1/2	7	▲5/16	7/8	1	428.1	.248	321.1	.186	19.9
350-215	14 X 8	14	8-7/16	8-1/2	19/64	4	7	5/16	7/8	1	494.6	.286	371.0	.215	25.4
400-215	16 X 8	16	8-7/16	8-1/2	19/64	4-1/2	7	▲5/16	7/8	1	576.4	.334	432.3	.251	26.3
450-215	18 X 8	18	8-7/16	8-1/2	21/64	5	7	▲5/16	7/8	1	653.9	.378	490.4	.284	33.7
500-215	20 X 8	20	8-7/16	8-1/2	21/64	4	9	5/16	7/8	1	757.3	.438	568.0	.329	34.6
600-215	24 X 8	24	8-7/16	8-1/2	11/32	5	9	5/16	7/8	1	901.7	.522	676.3	.392	47.0
450-260	18 X 10	18	10-9/16	10-1/2	11/32	5	7	▲5/16	7/8	1	1001.1	.579	750.8	.434	43.6

◆ The HD bucket has an extra heavy duty front lip for severe applications.

① Tapco recommends using gross x .75, for usable capacity.

* Buckets can be drilled for 1/4" or 5/16" bolts, please specify. 1/4" is standard.

▲ Buckets can be drilled for 5/16" or 3/8" bolts, please specify. 5/16" is standard.

DUCTILE IRON VS. OTHER METALS

Characteristics	Ductile Iron	Malleable Iron	Gray Iron	0.3% C Cast Steel
Wear Resistance	A	C	B	D
Impact Resistance	B	C	D	A
Corrosion Resistance	A	B	A	D
Strength/Weight	A	C	D	B
Modulus of Elasticity	A	B	C	A
Vibration Damping	B	B	A	D
Surface Hardenability	A	A	A	C
Castability	A	B	A	D

BEST

A	B	C	D
---	---	---	---

 WORST

OVERALL, DUCTILE IRON HAS SUPERIOR

- ELASTICITY
- IMPACT RESISTANCE
- CORROSION RESISTANCE
- STRENGTH TO WEIGHT RATIO
- ABRASION RESISTANCE
- BRINELL HARDNESS

Copyright 1983 QIT - Fer et Titane Inc.