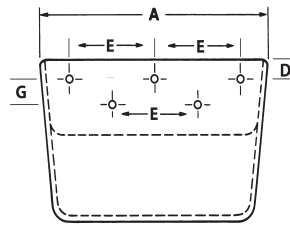
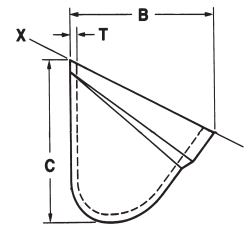


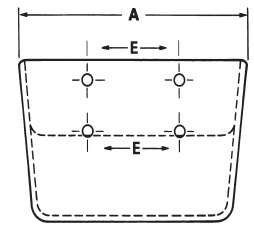
SUPER TOUGH NYLON ELEVATOR BUCKETS



Back View
Belt Pattern



End View



Back View
Chain Pattern

STYLE AA BUCKETS

SIZE (Nominal) Millimeter	SIZE (Nominal) Inches	Dimensions-Actual (Inches) Tolerance A, B & C ±1/4" T ± 1/32"				Hole Drilling-Standard (Inches) Holes Drilled 1/32" Oversize					Capacity ① Tolerance ± 3%				Approx. Weight (Pounds)
		Length A	Proj. B	Depth C	Thick- ness T	Center to Center E	Number Of Holes	Bolt Diameter	Distance Down D	Between Rows G	Gross X-X		Usable		
											Cu. In.	Cu. Ft.	Cu. In.	Cu. Ft.	
120-70	4 X 2-3/4	4-1/4	3	3-1/8	3/16	2-5/16	2	1/4	3/4	--	15.3	.009	11.5	.007	0.24
140-90	5 X 3-1/2	5-3/8	3-3/4	3-3/4	1/4	3-3/16	2	1/4	1	--	30.2	.017	22.6	.013	0.44
160-120	6 X 4	6-3/8	4-1/4	4-1/2	1/4	4-3/8	2	1/4	1	--	50.5	.029	37.9	.022	0.60
180-120	7 X 4-1/2	7-3/8	4-3/4	5	1/4	2-1/2	3	1/4	1	--	77.8	.045	58.4	.034	0.83
200-140	8 X 5	8-3/8	5-1/4	5-1/2	1/4	3	5	*1/4	7/8	1	105.0	.061	78.8	.046	1.16
260-160	10 X 6	10-1/2	6-1/2	6-5/8	1/4	3-1/2	5	*1/4	7/8	1	198.5	.115	148.9	.086	1.72
300-180	12 X 7	12-1/2	7-5/8	7-3/4	3/8	4-1/2	5	▲5/16	7/8	1	319.6	.185	239.7	.139	2.69
350-180	14 X 7	14-1/2	7-5/8	7-3/4	3/8	4	7	5/16	7/8	1	385.4	.223	289.1	.167	3.05
350-215	14 X 8	14-1/2	8-7/8	8-3/4	1/2	4	7	5/16	7/8	1	494.6	.286	371.0	.215	4.30
400-215	16 X 8	16-1/2	8-7/8	8-3/4	1/2	4-1/2	7	▲5/16	7/8	1	576.4	.334	432.3	.251	4.89
450-215	18 X 8	18-1/2	8-7/8	8-3/4	1/2	5	7	▲5/16	7/8	1	653.9	.378	490.4	.284	5.46
450-260	18 X 10	18-1/2	10-3/4	10-3/4	1/2	5	7	▲5/16	7/8	1	1001.1	.579	750.8	.434	7.97

① Tapco recommends using gross x .75, for usable capacity.

* Buckets can be drilled for 1/4" or 5/16" bolts, please specify. 1/4" is standard.

▲ Buckets can be drilled for 5/16" or 3/8" bolts, please specify. 5/16" is standard.