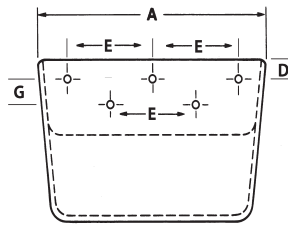
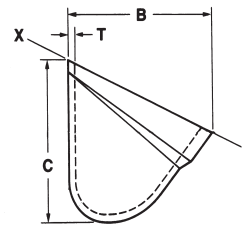


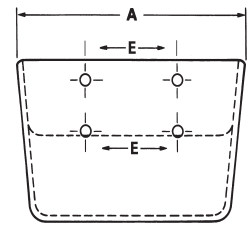
HIGH DENSITY POLYETHYLENE ELEVATOR BUCKETS



Back View
Belt Pattern



End View



Back View
Chain Pattern

STYLE AA BUCKETS

SIZE (Nominal) Millimeter	SIZE (Nominal) Inches	Dimensions-Actual (Inches) Tolerance A, B & C ±1/4" T ± 1/32"				Hole Drilling-Standard (Inches) Holes Drilled 1/32" Oversize					Capacity ① Tolerance ± 3%				Approx. Weight (Pounds)
		Length A	Proj. B	Depth C	Thick- ness T	Center to Center E	Number Of Holes	Bolt Diameter	Distance Down D	Between Rows G	Gross X-X		Usable		
											Cu. In.	Cu. Ft.	Cu. In.	Cu. Ft.	
120-70	4 X 2-3/4	4-1/4	3	3-1/8	3/16	2-5/16	2	1/4	3/4	--	14.7	.008	11.0	.006	0.22
140-90	5 X 3-1/2	5-3/8	3-3/4	3-3/4	1/4	3-3/16	2	1/4	1	--	29.0	.017	21.8	.013	0.37
160-120	6 X 4	6-3/8	4-1/4	4-1/2	1/4	4-3/8	2	1/4	1	--	48.6	.028	36.4	.021	0.50
180-120	7 X 4-1/2	7-3/8	4-3/4	5	1/4	2-1/2	3	1/4	1	--	74.8	.043	56.1	.032	0.70
200-140	8 X 5	8-3/8	5-1/4	5-1/2	1/4	3	5	*1/4	7/8	1	101.0	.058	75.8	.044	1.00
260-160	10 X 6	10-1/2	6-1/2	6-5/8	1/4	3-1/2	5	*1/4	7/8	1	191.0	.111	143.2	.083	1.54
300-180	12 X 7	12-1/2	7-5/8	7-3/4	3/8	4-1/2	5	▲5/16	7/8	1	307.5	.178	230.6	.133	2.36
350-180	14 X 7	14-1/2	7-5/8	7-3/4	3/8	4	7	5/16	7/8	1	370.8	.215	278.1	.161	2.70
350-215	14 X 8	14-1/2	8-7/8	8-3/4	1/2	4	7	5/16	7/8	1	475.8	.275	356.8	.206	3.76
400-215	16 X 8	16-1/2	8-7/8	8-3/4	1/2	4-1/2	7	▲5/16	7/8	1	554.5	.321	415.9	.241	4.30
450-215	18 X 8	18-1/2	8-7/8	8-3/4	1/2	5	7	▲5/16	7/8	1	629.1	.364	471.8	.273	4.84
450-260	18 X 10	18-1/2	10-3/4	10-3/4	1/2	5	7	▲5/16	7/8	1	963.1	.557	722.3	.418	7.14

① Tapco recommends using gross x .75, for usable capacity.

* Buckets can be drilled for 1/4" or 5/16" bolts, please specify. 1/4" is standard.

▲ Buckets can be drilled for 5/16" or 3/8" bolts, please specify. 5/16" is standard.