

# Non-Pressure Applications



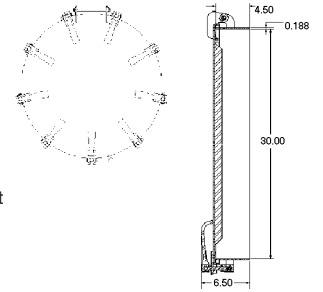
kcsupply.com



**LT** 30" Non-pressure manway / quick access inspection door

Cover Material Contact / External	Weld Ring	Gasket	Vent	Replacement Gasket
1 Steel / Steel	0 None	1 Buna N	0 No Vent	2549
2 Aluminum / Plated	1 4 1/2" x 3/16" Steel	2 White Neoprene	1 VE0010	4591
3 SS304 / SS304	2 4 1/2" x 3/16" Aluminum			
4 SS316 / Plated	5 4 1/2" x 3/16" SS304			
	7 4 1/2" x 3/16" SS316			

**Applications:** Access Door, Bin Entry, Cleanout, Fill Opening, Inspection Cover, Manhole, Sampling Port  
**Locations:** Conveyors, elevator legs, hoppers, silos, spouting, storage tanks and more  
**Features:** Nine (9) quick opening cam levers for secured seal  
**Avg ship weight:** 90 lbs **Overall Height:** 6 1/2" approximate



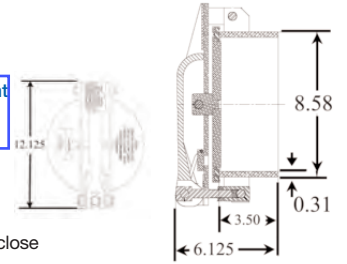
# Pressure Applications



**MN** 8" Full opening pressure fill cover / quick access inspection door – up to 25 PSI

Cover Material Contact / External	Weld Ring	Gasket	Vent	Replacement Gasket
1 Aluminum / Aluminum and Plated	0 None 1 Aluminum 2 Steel	1 Buna N	0 No Vent	4682

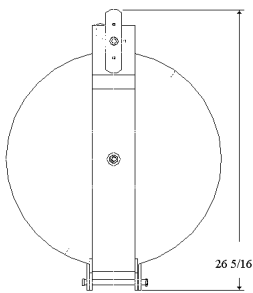
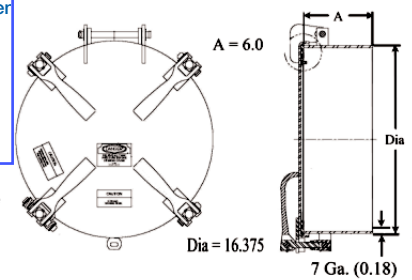
**Applications:** General purpose access door for non-code applications ≤ 25 PSI  
**Locations:** Conveyors, elevator legs, hoppers, silos, spouting, storage tanks and more  
**Features:** Single strongback and positive locking cam lever makes it easy to open and close  
**Avg ship weight:** 9 lbs **Overall Height:** 5 1/2" approximate



**LG** 16" Full opening pressure manway / quick access inspection door – up to 12 PSI

Cover Material Contact / External	Weld Ring	Gasket	Vent	Replacement Gasket
1 Steel / Plated	0 None	1 Buna N	0 No Vent	4934
2 SS304 / Plated	1 6" x 7 Ga. Steel	2 Red Silicone		5221
4 SS304 / SS304	2 6" x 7 Ga. SS304	3 White Neoprene		5354
		4 Teflon		2567
		5 EPDM		5648
		6 Hi-Temp		5875

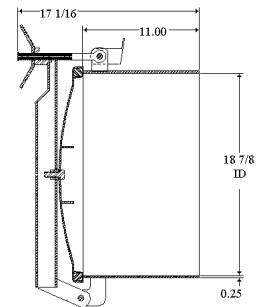
**Applications:** General purpose access door for non-code applications ≤ 12 PSI  
**Locations:** Conveyors, elevator legs, hoppers, silos, spouting, storage tanks and more  
**Features:** 4 quick-opening adjustable cam levers; safety catch helps prevent accidents when opening against residual pressure; locking tabs enable contents to be secured with tamper-proof seal  
**Avg ship weight:** 40 lbs **Overall Height:** 8 1/4" approximate



**AT** 18 7/8" hot products manway for ≤ 14.7 psi working pressure

Cover Material Contact / External	Weld Ring	Gasket	Vent	Replacement Gasket
1 Steel / Plated	0 None 1 11" x 1/4" Steel 2 9" x 1/4" Aluminum	1 Braided Teflon	0 No Vent	1507

**Applications:** Hot products, asphalt, hot oil  
**Features:** Single wing-nut assembly gives the cover a tight, secure seal; high-temperature braided Teflon gasket; meets HM198 for hot products  
**Retetrofit kits available for:** Fruehauf 18 7/8" asphalt covers  
 Philadelphia 18" asphalt covers  
 Knappco 20" asphalt covers  
**Avg ship weight:** 82 lbs **Overall Height:** 17 1/16" approximate



**KS** 20" Full opening pressure manway / quick access inspection door – up to 12 PSI

Cover Material Contact / External	Weld Ring	Gasket	Vent	Replacement Gasket
1 Steel / Steel	0 None	1 Buna N	0 No Vent	1026
2 SS304 / Plated	1 6" x 3/16" Steel	2 White Neoprene		1432
3 SS316 / Plated	2 6" x 3/16" SS304	3 Hi-Temp		2726
4 SS304 / SS304	3 6" x 3/16" SS316	4 Viton		2573
5 SS316 / SS304	5 12" x 3/16" Steel			

**Applications:** General purpose access door for non-code applications ≤ 12 PSI  
**Locations:** Conveyors, elevator legs, hoppers, silos, spouting, storage tanks and more  
**Features:** 6 quick-opening adjustable cam levers; safety catch helps prevent accidents when opening against residual pressure; locking tabs enable contents to be secured with tamper-proof seal  
**Avg ship weight:** 52 lbs **Overall Height:** 6" approximate

